

WELCOME TO INSHES PRIMARY SCHOOL

A GUIDE TO PRIMARY 1



2023 - 2024



PRIMARY 1 INDUCTION - TUESDAY 13TH JUNE 2023

AM - Who are we?


Snedden - Head Teacher

Meade & Mrs Howitt - P1 Class Teachers

Carson - Principal Teacher and P1/2 Class Teacher

Wood - Principal Teacher (ASN Lead)

Macfarlane - Deputy Head Teacher (Early Years Remit)



Our Aims & Vision

Yo



Our Aims & Vision

★ To provide an environment that:



- is a safe and secure space for learning
- is a place where the child and their needs are at the centre of everything we do
- responds to the children's learning needs and goals
- children are cared for, understood and are given a voice

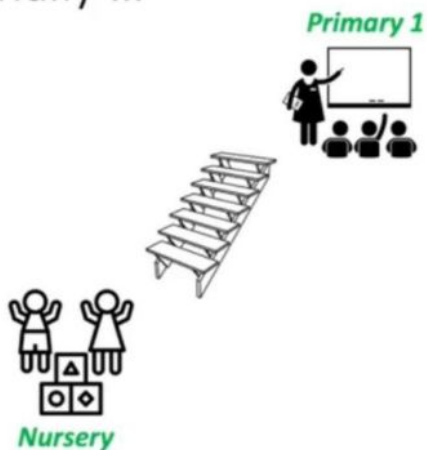
The P1 Classroom

What will it look like?

The learning environment in the early stages of primary school should not look or feel starkly different from a motivating ELC environment

(RTA, p.46)

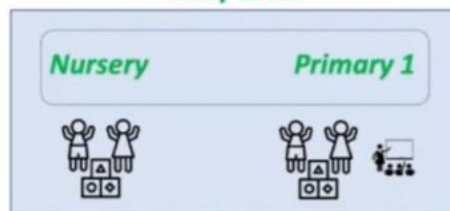
Traditionally ...



Curriculum for Excellence



Early Level



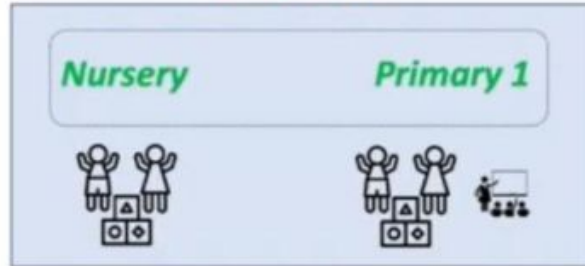
The P1 Classroom

What will it look like?

Curriculum for Excellence



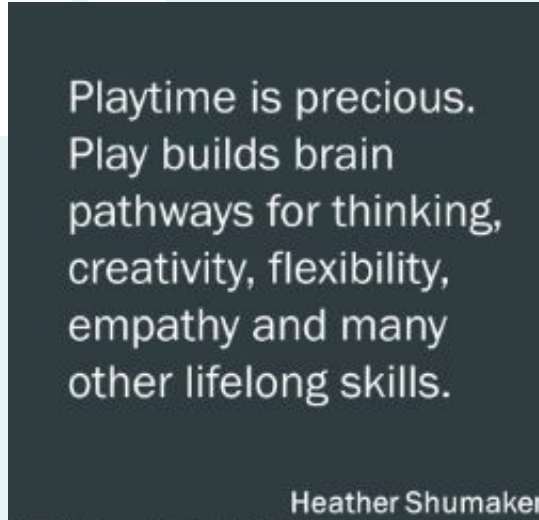
Early Level



Video: A Day in Primary 1 - not shareable when on Website (privacy)

The P1 Classroom

★
“They are *just* playing”



Learning



Curriculum for Excellence -

Successful Learners	Confident Individuals
Responsible Citizens	Effective Contributors

Play-based Learning

- To offer a wide range of experiences/ learning contexts
- Opportunities to explore
- Taking the lead from children
- Real life/Life-long learning



Play-based Learning



What will this look like in P1? Progression from ELC.

We provide opportunities for children to **learn through play experiences**, both indoors and outdoors.

The Early Level curriculum is experienced largely through play in the stimulating and engaging classroom environment. Each day some elements are **taught explicitly** during **'together time'** in **small learning groups** with the **teacher**, such as some aspects of **literacy and numeracy**.

Play-based Learning



A BALANCE BETWEEN ADULT LED, ADULT INITIATED & CHILD INITIATED EXPERIENCES – What does that look like?

Observation and sensitive interaction

Planning

Assessment

Documented

Adult Led - group work/individual or pairs. Differentiated by teacher input.



Adult Initiated - Activities that arise from teacher planning. Can be open-ended, games and paired work.



Child Initiated - children in control of resources, time and learning. Open-ended resources



The P1 Curriculum

The Early Level - Progression across the Early Level

Grouping and Place Value

Be able to see at a glance how many there are in a small collection and attach number names yet may not be able to say the number names in order. This is called **SUBITISING**.



Grouping and Place Value

Subitising ('seeing' without counting) small collections (e.g.,... 1 - 5) using concrete materials.



Grouping and Place Value

Explain flashed domino patterns up to 6 and explain what they see and describe it in another way.



I can see 5 dots.

I can see 2 and 2 and 1 dot.

Recognise quantities from domino/pair/irregular patterns (subitising). Start to recognise numbers up to 10 and beyond when combining two or more patterns.



10

Double 5



Double 3

2 and 2 and 2



5

Double 2
add 1




The P1 Curriculum

The Early Level - the play-based approach within the Curriculum for Excellence

Curriculum Organisers	Experiences and Outcomes for planning learning, teaching and assessment
Enjoyment and choice - within a motivating and challenging environment developing an awareness of the relevance of texts in my life	<p><i>I enjoy exploring and playing with the patterns and sounds of language, and can use what I learn.</i></p> <p><i>LIT 0-01a / LIT 0-11a / LIT 0-20a</i></p> <p><i>I enjoy exploring and choosing stories and other texts to watch, read or listen to, and can share my likes and dislikes.</i></p> <p><i>LIT 0-01b / LIT 0-11b</i></p> <p><i>I enjoy exploring events and characters in stories and other texts, sharing my thoughts in different ways.</i></p> <p><i>LIT 0-01c</i></p>

	*Curriculum Organisers	Experiences and Outcomes for planning learning, teaching and assessment
Number, money and measure	Estimation and rounding	<p><i>I am developing a sense of size and amount by observing, exploring, using and communicating with others about things in the world around me.</i></p> <p><i>MNU 0-01a</i></p>
	Number and number processes	<p><i>I have explored numbers, understanding that they represent quantities, and I can use them to count, create sequences and describe order.</i></p> <p><i>MNU 0-02a</i></p> <p><i>I use practical materials and can 'count on and back' to help me understand addition and subtraction, recording my ideas and solutions in different ways.</i></p> <p><i>MNU 0-03a</i></p>

The classroom environment



Real-life experiences

Children's Interests

Literacy & Numeracy

Interdisciplinary learning



Space to develop... learning opportunities

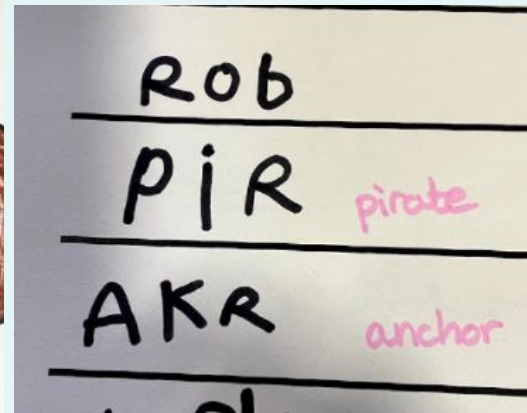
STEM - Science, Technology, Engineering and Mathematics



Outdoor Spaces



Space to develop... literacy in play



Direct teaching – literacy & numeracy groups



We assess children for **phonological awareness** and **numeracy** in term 1 (and continue to assess in literacy and numeracy across the year) to find out where they are and where they need to go next. We plan and teach next steps.

A Day in P1 - an example of how it might be structured

<p>09:00 - 10:15</p>	<p>Literacy Block - play -</p> <p>The teacher's role would be to observe/support play, usually until around 09.45 but this is flexible. At that point, we would then take our first <u>direct teaching group</u> for adult input on the carpet</p>
<p>10:15 - 10:30</p>	<p>Then we would have 'together time' for a:</p> <p>Whole Class Literacy Input</p>
<p>Break time</p>	
<p>10:45 - 11:00</p>	<p>Numeracy Block - Whole class numeracy input</p>
<p>11:00 - 12:00</p>	<p>Similar format to literacy block Child led play/ adult initiated/ <u>direct teaching groups</u></p>
<p>Lunch time</p>	<p>Tidy up and get ready for lunch</p>



A Day in P1 - an example of the structure of our day

1:15 - 2:30

Short adult input linked to IDL/HWB/P.E/Outdoor Learning depending on our timetable

Activities based around IDL/HWB/P.E/Outdoor Learning.


2:30 - 2:45

Review learning/tidy up/collect all our belongings/ready for home

2:45

Parents pick up from the main door

Home time/or After School Club!



Preparing for School



Starting school is an exciting time for children and for their families
It feels like a big moment and everyone wants it to go well.

There is not a list of what children have to be able to do when they start school.

Every child will have had a different set of experiences. Please don't worry and please don't compare.

There are some things you can do to help your child's learning and development and these will help the move to school.

Preparing for School



Starting school soon?

Some things to try for ...

Reading

Play and talk together

Play with your child or just watch them playing

Or involve them in what you are doing at home

Chat about what you are doing together

Say what you see your child doing, pause & wait for a response, then copy and add to what they say

Point out interesting things when you are out and about and see what they want to chat about

Enjoy sharing reading

Find a quiet time & place every day to read with your child

Any text that interests your child is fine. So is reading it over and over!

Chat with your child about what you are reading, and point out words and pictures

Retell stories using props and toys

Point out print ...

Look out for print around the house and outdoors, including shop signs, labels, notices ...

Point them out to your child and tell them about them - see what they have to say too

Let your child see you reading or using texts - including online

Talk out loud about what you are doing when you use signs, labels, recipes, instructions, etc ...

Don't worry about ...

Teaching your child "their letters" or phonics - school will do this!

Teaching your child a lot of words they don't use often

Doing a lot - a short time reading, playing or chatting is fine

Asking for advice and help

for ideas on how to help your child learn through play & fun, go to bumps2bairns.com



Preparing for School



Starting school soon?

Some things to try for ...

Writing

Making stories

Tell your child stories - from life as well as books

Go through photo albums and tell them what happened

Make a story out of each day - what did we do first, and then what? Or make plans - what's next?

Try "small world play" with toys acting out stories and adventures. Help your child retell favourite stories with toys

Fine motor skills

Find fiddly things to do that are fun

Making things, drawing, music and most sports are great for developing movement & coordination

Try "loose parts" play - just a bunch of things, could be twigs, bottle tops, pebbles, lego for your child to do whatever they want with

Home activities such as baking, dressing, sorting, laying tables, etc are great too

Playing with sounds

Traditional rhymes are fun for developing your child's sense of speech sounds - lots on the Bookbug Songs & Rhymes app

Any singing and playing rhythms is great too

Clap or dance out the words in a simple sentence
*how *are *you *today?

Play and talk together as much as you can - follow your child's lead and build on it

Don't worry about ...

Whether your child can write their name - some like to and some don't!

Tracing letters or using practice sheets

Having "the right" pencil grip - just enjoy making marks

If your child is not interested in "writing" yet - it will come ...



for ideas on how to help your child learn through play & fun, go to [bumps2bairns.com](https://www.bumps2bairns.com)

Preparing for School



Starting school soon?

Some things to try for ...

Maths

Spatial awareness

Play and talk together using direction words like in, on, under, over, next to, into, behind, near ...

Set up some simple obstacle courses indoors or outdoors - and describe your child's movements

Involve your child in planning short journeys, or the route round a shop

Play with loose parts - beads, pebbles, sticks - any small items your child can arrange into patterns

Using numbers & maths

Model how to count objects - help them if they want to try. Don't correct mistakes, just show them how again, touching one object at a time as you say the word

Count aloud when doing everyday tasks - laying the table, finding change ...

Baking & cooking together is great for measuring

Play with your child sorting objects (laundry? recycling?) or putting in size order

Maths language

Play & talk with your child - look for chances to use maths words - big, small, more, less, enough, lots ...

When you are measuring, sorting adding or matching talk aloud - let your child watch and "help"

Point out numbers & shapes when out and about - street signs, prices, menus, anything!

Don't worry about ...

Counting higher and higher - it is more important your child understands what they are doing

Writing numbers or learning lots of number facts

Complicated activities - instead enjoy games & puzzles, taking turns, using dice - and talk about what you are doing

If you are nervous about maths yourself - just play & have fun and learning will happen

for ideas on how to help your child learn through play & fun, go to bumps2bairns.com



Preparing for School

Starting school soon?

Some things to try for ... **Health & Wellbeing**



Go out and move about!

Just being outdoors and in nature is good for kids and there is a lot they can learn from outdoor play

Run around, jump, play throwing games, chasing, anything that is fun and moving

See how many birds, or trees or clouds you can spot

Splash in some puddles and squelch in some mud

Routines and self-care

Practise some independence skills - hanging up your coat, doing a zipper or a button

Ideas to support these if your child finds them tricky are on bumps2bairns.com

Use the same language each time practising a routine - especially, "first", "next", "last"

Establish some bedtime routines with stories and cuddles so everyone gets a good sleep!

One small step ...

Make sure your child has all the info they need about school, anything your child wants to know

Find out about your child's teacher and meet them if you can (online is fine)

If your child is overwhelmed, name their emotions to help them understand what is happening

If your child is worried about leaving you, perhaps there is a small toy they can take to feel connected

Don't worry about ...

If your child still needs a bit of help with self-care, that's not a problem, let the school know!

If your child has worries about school, do listen to them and chat about how they can solve them

If you have worries about your child starting school, don't hesitate to speak to school staff who will be happy to help

Catching up - all children have missed time during lockdown and schools will be ready

For ideas on how to help your child learn through play & fun, go to bumps2bairns.com



ELC – P1 Transition Visits

Transition - for N5s who haven't had transition visit yet and children from other settings.

Children will get to meet their teacher and spend some time with their P1 class in the classroom.

Wednesday 14th June from 9:30 - 10:30

Thursday 15th June from 1:40 - 2:30

If you are coming from another setting, please drop off and pick up your child from the office.

FAMILY OPPORTUNITIES

Open
Afternoons

Expert visitors!
Please come and
visit us!

Workshops



Special Events
e.g. Sports Day,
Christmas

Parents'
Evenings




Sharing learning & Home News



Home Learning

Key
Observations

Blog



WOWs



WHAT WILL I NEED?



- School bag (labelled with name)
- Water bottle (labelled with name)
- Morning snack - something that they can eat within their 15 minute break outside in the playground - remembering that they will want to talk and play. Something easy for them to carry and eat by themselves.
- Packed Lunch or free meal for all P1 children. Lunches are in the canteen.
- Gym bag (labelled with name)

What will I wear?



- Inshes School Uniform
 - Gym kit
 - Gym shoes (slip-on or velcro please)
 - Spare Clothes - A change of clothes in case of an accident or getting wet/messy (each item labelled)
 - Art/Messy Play Apron - (optional)
 - Waterproof Jacket - for outdoor play and learning
 - Suitable outdoor footwear - send in wellies on wet days or we can keep them in the cloakroom
 - **All items labelled please!**
- Independent changing is promoted

Drop off and Pick Up Arrangements?

- Come in through main door
- School Starts at 9:00 am
- Doors open 8:45 am - children that arrive early will go out into the playground (their teacher will not be present for this but a PSA will be outside for all children)
- Car Park - parents **should not drop off** in school car park at drop off or pick up time unless you have the need for a disabled bay/have **Blue Badge** (you could park at Inshes Park or Tesco and walk)
- Pick up time is 2:45 am



First Day Arrangements

- For the first day only (Tuesday 15th August 2023) we will have the P1 children coming in at **9.20am**. This is so the playground is a bit quieter and we won't have lots of people dropping off/picking up.
- Children will be collected by their teachers from the main door at this time. Pick is at **2.45pm** at the end of the day. To begin with please make yourself known to staff e.g. wave, come forward. It takes a wee while to know who belongs to who!
- Lunches will start at 12pm in the canteen and children who are having school dinners/packed lunch will eat together in the hall. Children will then go outside and play with their classmates.



COMMUNICATION



If you need to contact your child's teacher,
please get in touch via the office

(In line with our policy - teachers should not be contacted directly by email rather the office will forward correspondence onto them to be answered within working hours)



School Email:

inshes.primary@highland.gov.uk





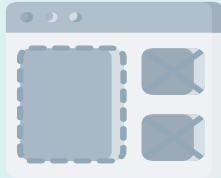
HOW TO FIND US



★ 01463 725920



inshes.primary@highland.gov.uk



<https://inshes.blog/>





THANKS!



We look forward to
welcoming the P1s in
August!

Any questions?

